



35kV

90 ,

250 ,

5

70 ,

160 ,

150 ,

5

1

2

3

4

5

1

6

6

7

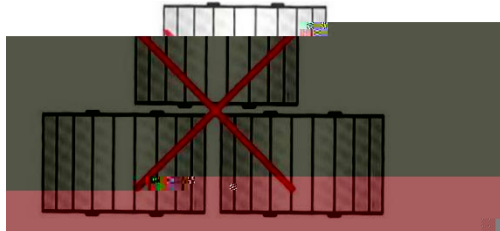
1

2


3

T

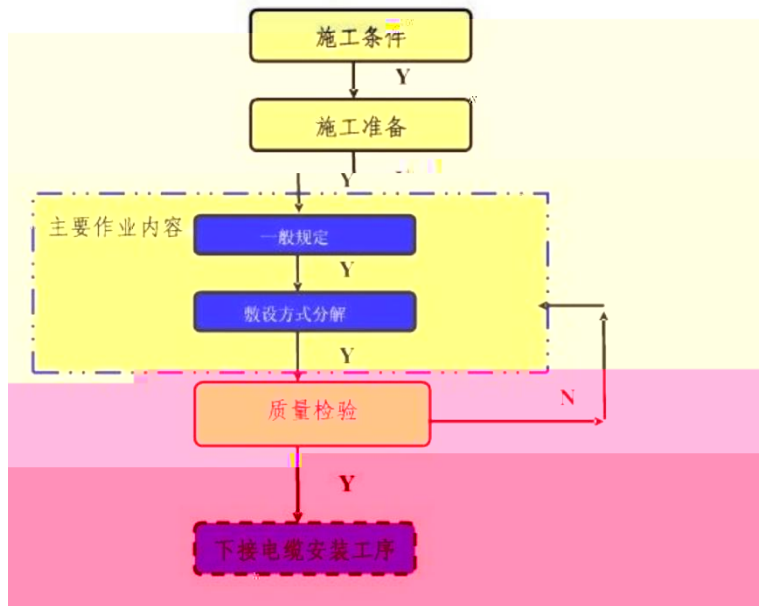
4



1



2



3

1

2

3)


4)

5)

6)

4

1)



2

3

-20

0

0

4

72

25

24-36

5-10

+5

1

0

5)

6)

7)



8)

10%

1.5

100mm

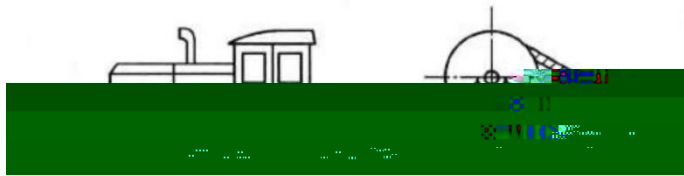

9)

5mm

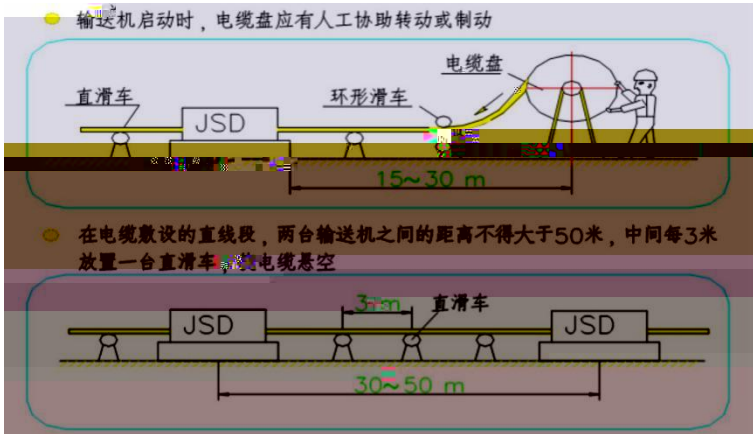


5


1)



2)



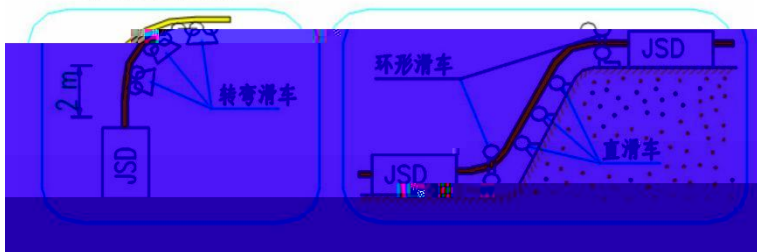
3)




4)

● 电缆转弯时，输送机应布置在直线段部位

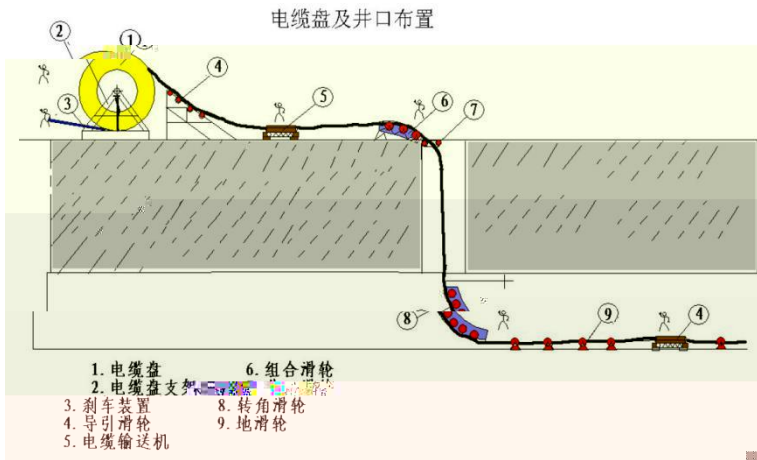
● 电缆上坡时，输送机应按下图所示放置



5)



6)



7)

6

1)

2)

3)

4)

5)

**7**

1)

15m/min

2)

3)

4)

5)

6)

7)

8)



20

15 =

M•9

ê

...

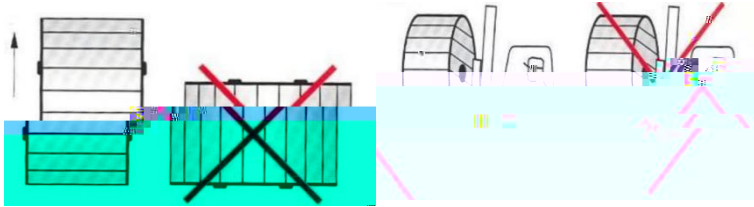
188

88?

12 = v f



1)



2)

3)

4)

5)

6)

7)

8)

9)